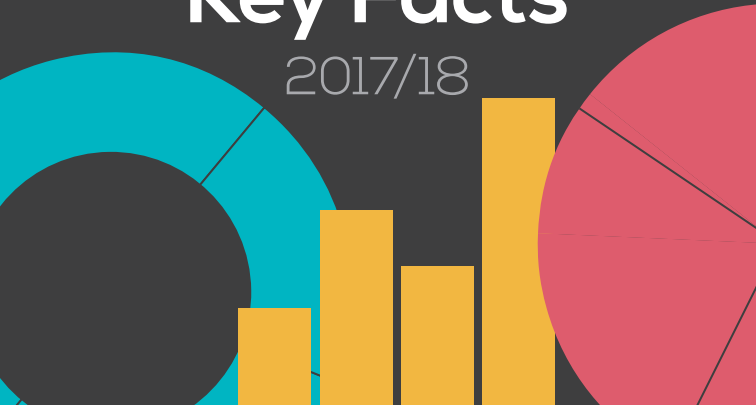




ASSOCIATION
OF COLLEGES

College Key Facts

2017/18



About colleges

Further education (FE) colleges provide high-quality technical and professional education and training for young people, adults and employers.

They prepare

2.2 million

students with valuable employability skills, helping to develop their career opportunities. Sixth form colleges (SFC) provide high-quality academic education to 16 to 18-year-olds enabling them to progress to university or higher level vocational education.

**There are
280 colleges
in England**

(as at Sept 2017)

186

FE

68

SFC

2

art,
design &
performing
arts

10

Specialist
designated

14

land-based

Students

Colleges educate
and train

2.2 million
people

16,000
14 to 15-year-olds are
enrolled in colleges

13,000
part-time

3,000
full-time

1.4 million
adults study or
train in colleges

16 to 18-year-olds studying in colleges vs state funded schools¹

712,000



424,000



An additional
77,500

16 to 18-year-olds
undertake an
apprenticeship
through colleges

Higher Education

151,000

people study higher education in a college²

One-third

of English students aged under 19 who enter higher education through UCAS studied at a college

218

colleges provide undergraduate and postgraduate level courses;

86%

teach foundation degrees

Colleges deliver



HNCs



HNDs



foundation degrees

Apprenticeships

Almost every

FE college offers
apprenticeships

Colleges train

nearly half

of all construction
and engineering and
manufacturing apprentices

There are

313,000

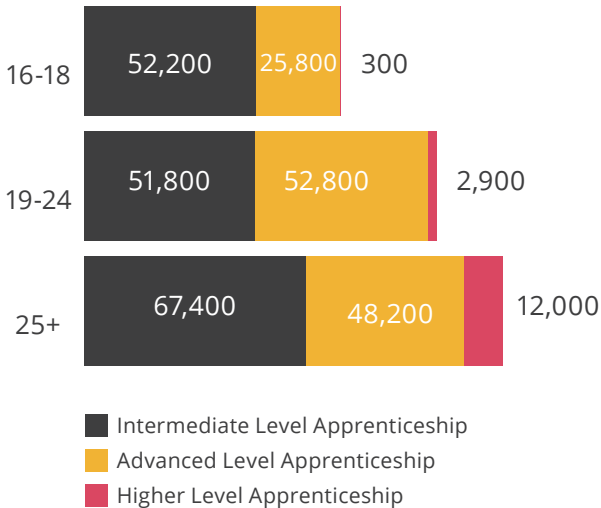
people on
apprenticeship provision
in colleges

The average college
trains

1,200

apprentices

Number of apprenticeships in colleges by age and highest level, 2015/16³



Courses and qualifications

171,000

16 to 18-year-olds
students in colleges
are doing A Level
courses

672,000

students in colleges
are taking STEM
subjects⁴

Ofsted inspection

72%

of colleges judged
good or **outstanding**
for overall effectiveness at their most recent
inspection⁵

Achievement rates

Education and training

Sixth form colleges **87.7%**

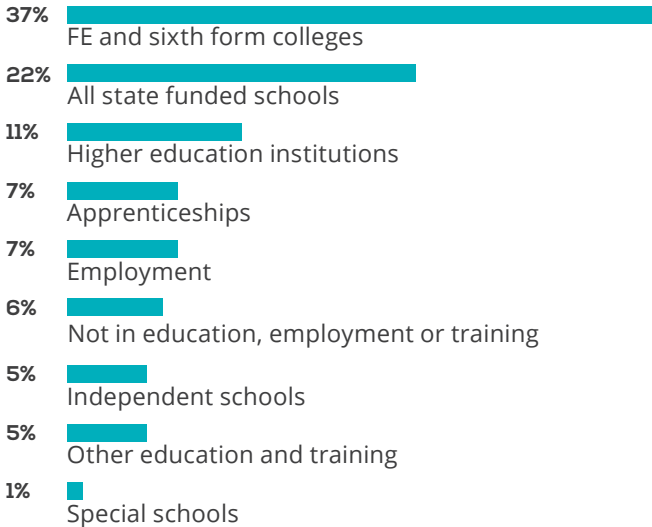
FE colleges **82.1%**

Apprenticeships

FE colleges **68.9%**

Private training providers **65.5%**

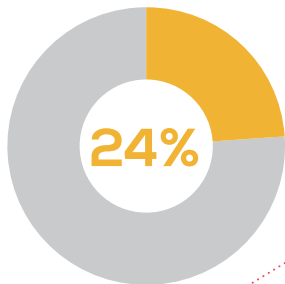
Where 16 to 18-year-olds are studying or working



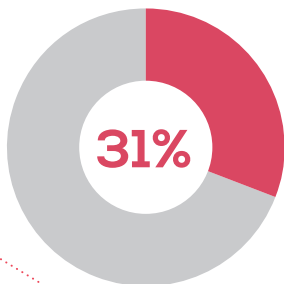
Diversity

Ethnic minority background of college students⁶

16 to 18-year-olds



Adults



90,000

college students are
aged 60 and over

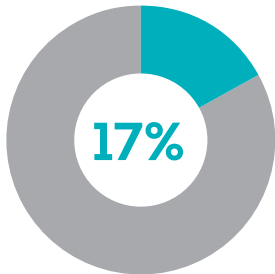
The average distance between home
postcode and learning location for
undergraduate students attending
a college is

17 miles

compared to

52 miles

for those at a university



of students on FE and skills provision have a learning difficulty and/or disability

16 to 18-year-olds claiming free school meals at age 15

Colleges

17%

Maintained school and academy sixth forms

9%

Employment

36% of large employers who train their staff do so through a college, compared with **33%** who do so through a university

The average FE college works with around **600** businesses to provide training for their staff

Proportion of employers that view 17 to 18-year-old education leavers to be well prepared for work



Staff

Colleges employ

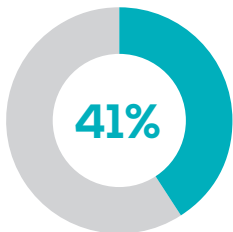
120,000

full-time
equivalent
people

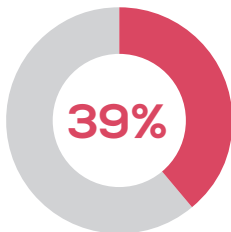
of which
60,000
are teaching
staff

There are **6,000** governors in colleges in England; **40%** are female and **14%** are from an ethnic minority background

Female leaders



College principals



School head teachers



University vice-chancellors

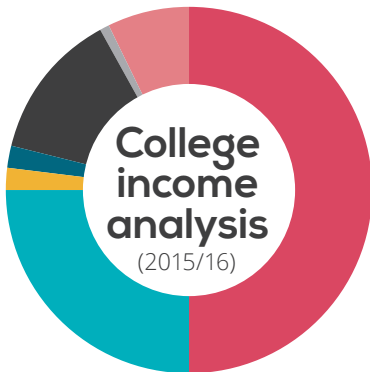
**Income,
expenditure
and returns to
education**



The total college
income in England is

£7 billion

(2015/16)



50%

DfE 16 to 18 education income

2%

HEFCE income

13%

Tuition fees & education contracts

7%

Other income⁸

25%

DfE adult education & apprenticeship income⁷

2%

Local authorities, schools & other funding bodies

1%

Research grants & contracts

Staff costs (excluding restructuring) total

£4.4 billion,

accounting for

68%

of total college spending

FE students aged 19+ generate an additional

£70 billion

for the economy over their lifetimes⁹

Economic returns per £1 of Government funding⁹

Level 3 apprenticeship



Level 2 apprenticeship



Full Level 2 course



Full Level 3 loan course



Endnotes

- ¹ 'Schools' refers to maintained school and academy sixth forms
- ² Includes non-prescribed higher education
- ³ 16 to 18-year-olds includes a small number of students aged under 16
- ⁴ STEM: science, technology, engineering and mathematics
- ⁵ Excludes colleges that have merged and not been inspected as a 'new' provider
- ⁶ Ethnic minority groups are classified as any group that are not white British
- ⁷ Includes European Union co-financed and release of capital grants
- ⁸ Includes endowment and investment income
- ⁹ All Government funded post-19 provision



ASSOCIATION
OF COLLEGES

This document refers to further education and sixth form colleges established under the Further and Higher Education Act 1992.

www.aoc.co.uk

© Association of Colleges 2017

2 - 5 Stedham Place, London WC1A 1HU

T: 020 7034 9900 E: enquiries@aoc.co.uk

 @AoC_info  Association-of-Colleges